

# SCHOOL QUESTIONNAIRE



*(Please correct any errors in name, address, and ZIP Code.)*

## NATIONAL TEACHER AND PRINCIPAL SURVEY 2020-21 SCHOOL YEAR

The coronavirus pandemic has affected the way many schools provide instruction. To help us understand your responses to this survey, please select the option that best describes the current effect of the coronavirus pandemic on instruction at THIS school:

- We are currently offering **only distance-learning instruction** because of the coronavirus pandemic.
- We are currently offering a **hybrid of in-person and distance-learning instruction** (some students or classes may be remote while others are in person) because of the coronavirus pandemic.
- We are currently offering **only in-person instruction with additional safety precautions** because of the coronavirus pandemic.
- There is currently **no effect on the instruction** we offer because of the coronavirus pandemic.

Please turn to the next page to begin the survey.

**Please return your completed questionnaire in the pre-addressed, postage-paid envelope or mail it to:**

**U.S. CENSUS BUREAU  
ATTN: DCB/PCSPU, BUILDING 60A  
1201 E. 10TH STREET  
JEFFERSONVILLE, IN 47132-0001**

**The National Center for Education Statistics (NCES), within the U.S. Department of Education, is authorized to conduct this survey by the Education Sciences Reform Act of 2002 (ESRA 2002, 20 U.S.C. §9543).**

Conducted by:  
U.S. DEPARTMENT OF EDUCATION  
NATIONAL CENTER FOR EDUCATION STATISTICS

Collected by:  
U.S. DEPARTMENT OF COMMERCE  
U.S. CENSUS BUREAU

FORM **NTPS-3A**  
(07-24-2020)

OMB No. 1850-0598: Approval Expires 03/31/2023



- **What is the average student-teacher ratio in the United States?**
- **What is the average salary of a beginning principal?**
- **Have teachers' views of their autonomy in the classroom changed over time?**
- **Have the characteristics of the principal and teacher workforces in the United States changed over time?**

The answers to these questions help school districts and policy makers at the state, federal, and local levels set education policy and improve teacher and principal working conditions.

Since 1988, the National Teacher and Principal Survey and its precursor, the Schools and Staffing Survey, have provided the answers to these and other important education questions from the perspective of Principals and Teachers.

By selecting a statistically representative sample of schools, and teachers in those schools, we are able to provide representative data for the United States without going to every school.

Your school has been selected to participate in the 2020-21 National Teacher and Principal Survey. You will represent thousands of other schools, so it is important that you respond to this survey.

All of the information you provide may be used only for statistical purposes and may not be disclosed, or used, in identifiable form for any other purpose except as required by law (20 U.S.C. §9573 and 6 U.S.C. §151).

More information can be found on our website: <http://nces.ed.gov/surveys/ntps>

#### Paperwork Burden Statement

According to the Paperwork Reduction Act of 1995, no persons are required to respond to a collection of information unless it displays a valid OMB control number. The valid OMB control number for this voluntary information collection is 1850-0598. The time required to complete this information collection is estimated to average 35 minutes per response, including the time to review instructions, search existing data resources, gather the data needed, and complete and review the information collection. If you have any comments concerning the accuracy of the time estimate, suggestions for improving this collection, or comments or concerns about the contents or the status of your individual submission of this questionnaire, please e-mail: [ntps@census.gov](mailto:ntps@census.gov), or write directly to: National Teacher and Principal Survey (NTPS), National Center for Education Statistics, Potomac Center Plaza, 550 12th Street, SW, Room 4035, Washington, DC 20202.



## INSTRUCTIONS

The data you enter on this form will be captured through the use of imaging technology. Please print all information clearly in ordinary characters, using a **blue or black ballpoint pen**.

<b>CORRECT</b> marking example – (Use care to keep characters in their designated spaces.)	<b>INCORRECT</b> marking example –
<div style="border: 1px solid black; padding: 5px; display: inline-block; margin-bottom: 10px;"> <input type="checkbox"/> 35         </div> <input checked="" type="checkbox"/> Yes <input type="checkbox"/> No	<div style="display: flex; justify-content: space-around; align-items: center;"> <div style="border: 1px solid black; padding: 5px; display: inline-block; margin-right: 20px;"> <input type="checkbox"/> 35         </div> <div style="font-size: 2em; font-weight: bold;">35</div> <div style="border: 1px solid black; padding: 5px; display: inline-block; margin-left: 20px;"> <input type="checkbox"/> 35         </div> </div> <input type="checkbox"/> Yes <input checked="" type="checkbox"/> No    OR <input checked="" type="checkbox"/> Yes <input type="checkbox"/> No

- a. This questionnaire may be completed by any staff member who has access to the school's records.
- b. Please do not write any comments by the answer boxes.
- c. If you are unsure about how to answer a question, please give the best answer you can rather than leaving it blank.
- d. If you have any questions, call the U.S. Census Bureau at 1-888-595-1338. Someone will be available to take your call Monday through Friday, between 8:00 a.m. and 8:00 p.m. (Eastern Time). The U.S. Census Bureau is also available to answer your questions via e-mail at: [ntps@census.gov](mailto:ntps@census.gov).



## 1. GENERAL INFORMATION ABOUT THIS SCHOOL

Please report for the school listed on the cover.

### 1-1. Which of the following grades does this school offer?

🍏 Please mark (X) for all that apply.

- Prekindergarten
- Kindergarten
- 1st
- 2nd
- 3rd
- 4th
- 5th
- 6th
- 7th
- 8th
- 9th
- 10th
- 11th
- 12th
- Ungraded

### 1-2. Excluding prekindergarten, postsecondary, and adult education students, around October 1, 2020, how many students were enrolled in this school?

Enrolled Students

### 1-3. For this school year (2020-21), what is the Average Daily Attendance (ADA) percentage at this school?

🍏 Round to the nearest whole PERCENT.

% Average Daily Attendance



**1-4. What is the official start and end time for MOST students at this school?**

🍏 If the start and end times vary by day, record the start and end time for the longest day of the week.

🍏 Do NOT include prekindergarten or transitional first grade programs.

Start time		End time			End time
<input style="width: 20px; height: 20px; border: 1px solid black;" type="text"/> <input style="width: 20px; height: 20px; border: 1px solid black;" type="text"/>	:	<input style="width: 20px; height: 20px; border: 1px solid black;" type="text"/>	a.m.	—	<input style="width: 20px; height: 20px; border: 1px solid black;" type="text"/> <input style="width: 20px; height: 20px; border: 1px solid black;" type="text"/>
<input style="width: 20px; height: 20px; border: 1px solid black;" type="text"/>		<input style="width: 20px; height: 20px; border: 1px solid black;" type="text"/>	p.m.		<input style="width: 20px; height: 20px; border: 1px solid black;" type="text"/> <input style="width: 20px; height: 20px; border: 1px solid black;" type="text"/>
			<input type="checkbox"/>		<input type="checkbox"/>
			<input type="checkbox"/>		<input type="checkbox"/>

**1-5. How many days are in a TYPICAL SCHOOL WEEK for students in this school?**

🍏 Do NOT include prekindergarten or transitional first grade programs.

Days per TYPICAL SCHOOL WEEK

**1-6. How many days are in the SCHOOL YEAR for students in this school?**

Days per SCHOOL YEAR

**1-7. Which of the following best describes this school?**

🍏 Mark (X) only one box.

- REGULAR school – elementary or secondary
- SPECIAL PROGRAM EMPHASIS school – such as a science or math school, performing arts school, talented or gifted school, foreign language immersion school, etc.
- SPECIAL EDUCATION school – primarily serves students with disabilities
- CAREER/TECHNICAL/VOCATIONAL school – primarily serves students being trained for occupations
- ALTERNATIVE/OTHER school – offers a curriculum designed to provide alternative or nontraditional education; does not specifically fall into the categories of regular, special program emphasis, special education, or vocational school. Please specify ↴

**1-8. Is this school a public CHARTER school?**

(A charter school is a public school that, in accordance with an enabling state statute, has been granted a charter exempting it from selected state or local rules and regulations. A charter school may be a newly created school or it may previously have been a public or private school.)

Yes

No → GO TO item 1-10a on page 6.

**1-9. Which of the following best describes the governance structure of this public charter school?**

🍏 Mark (X) only one box.

- An independent or stand-alone charter school
- Part of a non-profit charter management organization or network of schools that are managed by a central agency
- Part of a for-profit charter management organization or network of schools that are managed by a central agency
- Part of a traditional public school district
- Other - Please specify ↴



**1-10a. Does this school currently have any students enrolled in kindergarten?**

🍏 Please include regular kindergarten as well as transitional (or readiness) kindergarten and transitional first (or pre-first) grade students, if enrolled.

- Yes
- No → GO TO item 1-11 below.

**b. How long is the school day for a kindergarten, transitional kindergarten, or transitional first grade student?**

🍏 Mark (X) only one box.

- Full day (4 hours or more per day)
- Half day (less than 4 hours per day)
- Both full-day and half-day programs are offered

**c. How many days are in a TYPICAL SCHOOL WEEK for kindergarten, transitional kindergarten, or transitional first grade students in this school?**

🍏 If the number of days per week varies, record the most days that a student would attend in a week.

Days per TYPICAL SCHOOL WEEK


**1-11. Does this school have a library media center?**

(A library media center is an organized collection of printed and/or audiovisual and/or computer resources which is administered as a unit, is located in a designated place or places, and makes resources and services available to students, teachers, and administrators. A library media center may be called a school library, media center, resource center, information center, instructional materials center, learning resource center, or any other similar name.)

- Yes
- No



**1-12. During the 2019-20 school year, how did the coronavirus pandemic affect instruction in this school?**


 Mark (X) for all that apply.

- There was no change in how classes were taught because of the coronavirus pandemic → [GO TO item 1-13 below.](#)
- All or some of the classes normally taught in person at the school were canceled
- All or some of the classes normally taught in person moved to a distance-learning format using online resources, either self-paced or real-time
- All or some of the classes normally taught in person moved into a distance-learning format using paper materials sent home with students
- All or some of the classes normally taught in person changed in some other way

Please specify →

*Now we would like you to think about how classes are normally taught at this school.*

**1-13. Which of the following best describes how classes are normally taught at this school?**


 Mark (X) only one box.

- Classes are taught ONLY in person at the school
- Classes are taught in person at the school with some online resources (for example, homework submission or instructional software)
- Classes are taught in person at the school AND at least some classes are available online without in person instruction → [GO TO item 1-15 below.](#)
- Classes are taught only online with no in person classes → [GO TO item 1-16a on page 8.](#)

**1-14. Does this school normally offer any classes that are taught entirely online with no in person instruction?**

- Yes
- No → [GO TO item 1-16a on page 8.](#)

**1-15. About what percentage of students are typically enrolled in at least one online class?**

 Mark (X) only one box.

- No students are enrolled in online classes
- 1-10% of students
- 11-25% of students
- 26-50% of students
- 51-75% of students
- 76% or more of students



**1-16a. Does this school have a magnet program?**

(A magnet program attracts students from outside their normal attendance area and offers enhancements such as special curricular themes or methods of instruction.)

 Yes No → GO TO item 1-17 on page 9.**b. Is this a school-wide magnet program in which all students in this school participate in the program?** Yes No**c. Is the magnet program focused on...?**

🍏 *Mark (X) for all that apply.*

 Science, Technology, Engineering, or Math Performing Arts Education for gifted or talented students Foreign language immersion Other



**1-17. Does this school offer the following?**

- a. Different instructional approaches (e.g., mixed-ability grouping, self-paced instruction, ungraded classrooms, etc.)**

Yes

No

---

- b. A dual-language or foreign language immersion program (A program in which the goal of instruction is that students are proficient in two languages)**

🍎 *Do NOT include English as a Second Language (ESL) programs or classes.*

Yes

No

---

**1-18. Are the following before-school or after-school programs or services currently available for students in any of grades K-12, or comparable ungraded levels, regardless of funding source at this school?**

- a. A program or service providing instruction beyond the normal school day for students who NEED academic ASSISTANCE**

Yes

No

---

- b. A program or service providing instruction beyond the normal school day for students who SEEK academic ADVANCEMENT or ENRICHMENT**

Yes

No

---

- c. Extended-day care**

Yes

No

---

- d. School-related activities and clubs (e.g., yearbook club, school dance committee, etc.)**

Yes

No



## 2. SCHOOL STAFFING

**2-1. Around October 1, 2020, how many teachers were teaching in grades K-12 and/or comparable ungraded levels at this school in the following time categories?**

- 🍏 *INCLUDE special area or resource teachers (e.g., special education, Title I, art, music, physical education).*
- 🍏 *INCLUDE as part-time teachers: itinerant teachers and teachers who have another position at this school (e.g., data coach, instructional coordinator).*
- 🍏 *DO NOT INCLUDE student teachers, teachers who teach ONLY prekindergarten or adult education, aides, or other staff who do not directly teach students.*
- 🍏 *Write '0' if no person is teaching in a particular time category.*

a. Full-time Teachers

Teachers

b. Part-time Teachers

Teachers

c. TOTAL Full- and Part-time Teachers

Teachers



**2-2. Around October 1, 2020, how many staff held full-time or part-time positions or assignments in this school in each of the following categories?**

- 🍏 *Employees who hold more than one position in this school should be counted as part-time staff for each position held. FOR EXAMPLE: If your school's vice principal also serves as a data coach, you would count this person as 1 part-time vice principal (item b) and 1 part-time data coach (item e), even if this person works full-time across the two positions.*
- 🍏 *Employees shared with other schools or the district office should be counted as part-time employees.*
- 🍏 *If no FULL-TIME or PART-TIME staff members exist, please write '0' in the box under full-time and/or part-time.*

	FULL-TIME	PART-TIME
a. Principals	<input type="text"/>	<input type="text"/>
b. Vice principals and assistant principals	<input type="text"/>	<input type="text"/>
c. Instructional coordinators and supervisors, such as curriculum specialists	<input type="text"/>	<input type="text"/>
d. Librarians or library media specialists	<input type="text"/>	<input type="text"/>
e. Data coaches or data coordinators	<input type="text"/>	<input type="text"/>
f. Technology specialists	<input type="text"/>	<input type="text"/>
g. Student support services professional staff		
(1) School/guidance counselors, excluding psychologists and social workers	<input type="text"/>	<input type="text"/>
(2) Nurses	<input type="text"/>	<input type="text"/>
(3) Social workers	<input type="text"/>	<input type="text"/>
(4) Psychologists	<input type="text"/>	<input type="text"/>
(5) Speech therapists or pathologists	<input type="text"/>	<input type="text"/>
(6) Other student support services staff	<input type="text"/>	<input type="text"/>



**2-2.** *Continued* – Around October 1, 2020, how many staff held full-time or part-time positions or assignments in this school in each of the following categories?

	FULL-TIME	PART-TIME
h. Aides		
(1) Regular Title I aides	<input type="text"/>	<input type="text"/>
(2) English as a Second Language (ESL) or bilingual teacher aides	<input type="text"/>	<input type="text"/>
(3) Special education aides	<input type="text"/>	<input type="text"/>
(4) Library media center aides	<input type="text"/>	<input type="text"/>
(5) Other classroom aides	<input type="text"/>	<input type="text"/>
i. Secretaries and other clerical support staff	<input type="text"/>	<input type="text"/>
j. Food service personnel	<input type="text"/>	<input type="text"/>
k. Custodial and maintenance personnel	<input type="text"/>	<input type="text"/>
l. Security guards or security personnel (not law enforcement)	<input type="text"/>	<input type="text"/>
m. School Resource Officers (include all career law enforcement officers with arrest authority, who have specialized training and are assigned to work in collaboration with school organizations)	<input type="text"/>	<input type="text"/>
n. Sworn law enforcement officers who are not School Resource Officers	<input type="text"/>	<input type="text"/>
o. Other employees not reported above	<input type="text"/>	<input type="text"/>



**2-3a. Do any of the teachers or staff have the following specialist assignments working with students in this school?**

**(1) Reading specialist**

Yes

No

---

**(2) Math specialist**

Yes

No

---

**(3) Science specialist**

Yes

No

---

**b. Do any of the teachers or staff have the following coaching assignments working with teachers in this school?**

(Coaching includes observing teachers giving lessons, providing feedback to teachers, and demonstrating teaching strategies.)

**(1) Reading coach**

Yes

No

---

**(2) Math coach**

Yes

No

---

**(3) Science coach**

Yes

No

---

**(4) General instructional/Not subject-specific coach**

Yes

No



**2-4. For THIS school year (2020-21), how easy or difficult was it to fill teaching vacancies in each of the following fields?**

🍏 Please include teaching positions that were vacant for the 2020-21 school year and that may or may not have been filled before the start of the 2020-21 school year.

🍏 Do NOT include vacancies for teachers who teach ONLY prekindergarten or adult education.

🍏 Mark (X) one box on each line.

	This position is not offered in this school	No vacancy in this field this school year	Easy	Somewhat difficult	Very difficult	Could not fill the vacancy
(1) General elementary	<input type="checkbox"/>	<input type="checkbox"/>	<input type="checkbox"/>	<input type="checkbox"/>	<input type="checkbox"/>	<input type="checkbox"/>
(2) Special education	<input type="checkbox"/>	<input type="checkbox"/>	<input type="checkbox"/>	<input type="checkbox"/>	<input type="checkbox"/>	<input type="checkbox"/>
(3) English or language arts	<input type="checkbox"/>	<input type="checkbox"/>	<input type="checkbox"/>	<input type="checkbox"/>	<input type="checkbox"/>	<input type="checkbox"/>
(4) Social studies	<input type="checkbox"/>	<input type="checkbox"/>	<input type="checkbox"/>	<input type="checkbox"/>	<input type="checkbox"/>	<input type="checkbox"/>
(5) Computer science	<input type="checkbox"/>	<input type="checkbox"/>	<input type="checkbox"/>	<input type="checkbox"/>	<input type="checkbox"/>	<input type="checkbox"/>
(6) Mathematics	<input type="checkbox"/>	<input type="checkbox"/>	<input type="checkbox"/>	<input type="checkbox"/>	<input type="checkbox"/>	<input type="checkbox"/>
(7) Biology or life sciences	<input type="checkbox"/>	<input type="checkbox"/>	<input type="checkbox"/>	<input type="checkbox"/>	<input type="checkbox"/>	<input type="checkbox"/>
(8) Physical sciences (e.g., chemistry, physics, earth sciences)	<input type="checkbox"/>	<input type="checkbox"/>	<input type="checkbox"/>	<input type="checkbox"/>	<input type="checkbox"/>	<input type="checkbox"/>
(9) English as a Second Language (ESL) or bilingual education	<input type="checkbox"/>	<input type="checkbox"/>	<input type="checkbox"/>	<input type="checkbox"/>	<input type="checkbox"/>	<input type="checkbox"/>
(10) Foreign languages	<input type="checkbox"/>	<input type="checkbox"/>	<input type="checkbox"/>	<input type="checkbox"/>	<input type="checkbox"/>	<input type="checkbox"/>
(11) Music or art	<input type="checkbox"/>	<input type="checkbox"/>	<input type="checkbox"/>	<input type="checkbox"/>	<input type="checkbox"/>	<input type="checkbox"/>
(12) Career or technical education	<input type="checkbox"/>	<input type="checkbox"/>	<input type="checkbox"/>	<input type="checkbox"/>	<input type="checkbox"/>	<input type="checkbox"/>
(13) Physical education or health	<input type="checkbox"/>	<input type="checkbox"/>	<input type="checkbox"/>	<input type="checkbox"/>	<input type="checkbox"/>	<input type="checkbox"/>



**2-5a. Around October 1, 2020, did you have any newly-hired teachers, that is, employees that were not employed as teachers at THIS SCHOOL last year?**

🍏 Include all teachers that are new to your school, even if they had previously taught at other schools.

🍏 Do NOT include newly-hired teachers who teach ONLY prekindergarten or adult education.

Yes

No → GO TO Section 3 on page 16.

**b. How many teachers were newly-hired by this school?**

🍏 Do NOT include newly-hired teachers who teach ONLY prekindergarten or adult education.

🍏 Record HEAD COUNTS, not FTEs (full-time equivalent).

Newly-hired teachers

**c. Of those newly-hired teachers, how many were in their first year of teaching?**

🍏 Record HEAD COUNTS, not FTEs (full-time equivalent).

🍏 Write '0' if no newly-hired teachers were in their first year of teaching.

Teachers in their first year of teaching



### 3. COMMUNITY SERVICE REQUIREMENTS

**3-1. Does this school grant high school diplomas?**

🍏 *Do NOT include vocational certificates, certificates of attendance, or certificates of completion.*

Yes

No → GO TO Section 4 on page 17.



**3-2. For high school graduates of the class of 2021, does this school or district have a community service requirement for a standard diploma?**

Yes

No → GO TO Section 4 on page 17.



**3-3. What is the minimum number of community service hours required of the high school graduates in the class of 2021?**

Minimum hours of community service





## 4. SPECIAL PROGRAMS AND SERVICES

4-1a. Of the students enrolled in grades K-12 in this school, do any have an Individual Education Plan (IEP) because they have disabilities or special needs?

Yes

No → GO TO item 4-3a on page 18.



b. How many students have an Individual Education Plan (IEP) because they have disabilities or special needs?

🍎 Do NOT include prekindergarten, postsecondary, or adult education students.

🍎 Do NOT include students who have only a 504 plan.

 , 

Students with an Individual Education Plan (IEP)

4-2a. Does this school PRIMARILY SERVE students with disabilities?

🍎 If you marked "SPECIAL EDUCATION school - primarily serves students with disabilities" for item 1-7, please mark "Yes" for this item.

Yes → GO TO item 4-3a on page 18.

No



b. How many students with an Individual Education Plan (IEP) because they have disabilities or special needs are in each of the following instructional settings?

🍎 The sum of entries in item 4-2b should equal the entry in item 4-1b above.

🍎 Write '0' if no student with an IEP is in a particular instructional setting.

(1) 100% of the school day in a regular classroom

 ,  Students

(2) 80-99% of the school day in a regular classroom

 ,  Students

(3) 40-79% of the school day in a regular classroom

 ,  Students

(4) 0-39% of the school day in a regular classroom

 ,  Students


**4-3a. Of the students enrolled in this school as of October 1, 2020, have any been identified as English language learners (ELL), also known as limited-English proficient (LEP)?**

(English language learners (ELLs) or limited-English proficient (LEP) refers to students whose native or dominant language is other than English and who have sufficient difficulty speaking, reading, writing, or understanding the English language as to deny them the opportunity to learn successfully in an English-speaking-only classroom.)

🍏 Do NOT include prekindergarten, postsecondary, or adult education students.

Yes

No → GO TO item 4-6a on page 19.



**b. How many ELL or LEP students are enrolled in this school?**

,    Students

**4-4. Does this school have instruction specifically designed to address the needs of ELL or LEP students?**

Yes

No → GO TO item 4-6a on page 19.



**4-5a. Are ELL or LEP students taught English using ESL, bilingual, or immersion techniques?**

Yes

No

**b. Are ELL or LEP students taught English in regular English-speaking classrooms?**

Yes

No



**4-6a. Does this school participate in the National School Lunch Program (that is, the federal free or reduced-price lunch program)?**

Yes

No → GO TO item 4-7 on page 20.



**b. Around October 1, 2020, did you have any PREKINDERGARTEN students enrolled in this school?**

Yes

No → GO TO item 4-6c below.

**(1) How many PREKINDERGARTEN students were enrolled in this school?**

,  Prekindergarten students

**(2) What was the percentage of PREKINDERGARTEN students at this school APPROVED for free or reduced-price lunches under the National School Lunch Program?**

% of prekindergarten students approved

**c. Around October 1, 2020, what was the percentage of K-12 students at this school APPROVED for free or reduced-price lunches under the National School Lunch Program?**

% of K-12 students approved

**d. What is the count of students whose National School Lunch Program eligibility was determined through direct certification?**

(Direct certification deems students eligible for free meals under the National School Lunch Program (NSLP) by their families' participation in certain Federal assistance programs such as Supplemental Nutrition Assistance Program (SNAP), Temporary Assistance for Needy Families (TANF), or Food Distribution Program on Indian Reservations (FDPIR).)

🍏 Write '0' if no student's eligibility was determined through Direct Certification.

,  Students

**e. Does this school provide a free lunch for ALL students as part of the National School Lunch Program's Community Eligibility Option?**

(The Community Eligibility Program (CEP) eliminates the requirement for eligibility information once a school has determined a baseline percentage of NSLP-eligible students. Under CEP, schools must serve all students free lunch and breakfast. All students in a school are therefore eligible for free lunches and there is no count of reduced-price lunch students.)

Yes

No



**4-7. Around October 1, 2020, did any students enrolled in this school receive Title I services at this school or at any other location?**

(Title I is a federally funded program that provides educational services, such as remedial reading or remedial math, to children who live in areas with high concentrations of low-income families.)

Yes

No → GO TO Section 5 on page 21.

**4-8a. How many PREKINDERGARTEN students at this school participate in the Title I program?**

🍏 Write '0' if no prekindergarten students participate in the Title I program.

,    Prekindergarten students

**b. How many students at this school in GRADES K-12 participate in the Title I program?**

🍏 Write '0' if no students in grades K-12 participate in the Title I program.

,    K-12 students

**4-9. Are students receiving Title I services in –**

**a. Reading or language arts?**

Yes

No

**b. Mathematics?**

Yes

No

**c. English as a Second Language (ESL)?**

Yes

No

**4-10. How many designated Title I teachers were teaching AT THIS SCHOOL around October 1, 2020?**

🍏 Write '0' if there are no designated Title I teachers at this school.

Title I teachers



## 5. CONTACT INFORMATION

5-1. What is the name of the person who completed most of this questionnaire?

5-2. What is his or her job title?

5-3. What is his or her work e-mail address?

5-4. What is the school's phone number?

Area code	Number
<input type="text"/> <input type="text"/> <input type="text"/> - <input type="text"/> <input type="text"/> <input type="text"/> - <input type="text"/> <input type="text"/> <input type="text"/> <input type="text"/>	

5-5. Please enter the date your school completed this questionnaire.

MM	DD	YYYY
<input type="text"/> <input type="text"/>	<input type="text"/> <input type="text"/>	<input type="text"/> 2 <input type="text"/> 0 <input type="text"/> <input type="text"/>

5-6. Please indicate how much time it took your school to complete this form, not counting interruptions.

🍏 Please record the time in minutes, e.g., 50 minutes, 65 minutes, etc.

<input type="text"/> <input type="text"/> <input type="text"/>	Minutes
--	---------

Thank you very much for your participation  
in this survey. If you have any questions,  
please contact us, toll-free, at: 1-888-595-1338  
or by e-mail at: [ntps@census.gov](mailto:ntps@census.gov).

Please return your completed questionnaire  
in the enclosed pre-addressed, postage-paid  
envelope or mail it to:

U.S. CENSUS BUREAU  
ATTN: DCB/PCSPU, BUILDING 60A  
1201 E. 10TH STREET  
JEFFERSONVILLE, IN 47132-0001



This page intentionally left blank.



This page intentionally left blank.



To learn more about this survey and to access reports from earlier collections, see the National Teacher and Principal Survey (NTPS) website at: <http://nces.ed.gov/surveys/ntps>

Additional data collected by the National Center for Education Statistics (NCES) on a variety of topics in elementary, secondary, postsecondary, and international education are available from NCES' website at: <http://nces.ed.gov>

For additional data collected by various Federal agencies, including the Department of Education, visit the Federal Statistics clearinghouse at: <https://www.usa.gov/statistics>

